



bitar
WINDOW COVERINGS & BLINDS

WE MAKE THE SUN
YOUR FRIEND

COLLECTION **2015**



INTRODUCTION

Established in 1946, **Bitar Co.** is the leading manufacturer of custom made window coverings, folding doors, and false ceilings in Lebanon. Our mission is to offer our customers the best quality products and services. At **Bitar Co.**, we believe that window coverings must be more than just a style; they should also provide privacy, light control, and protect the furniture from damaging sun rays. Our dedicated team of experienced staff promises to provide our clients a satisfying experience from the minute they step into our doors, till they make the right decision. We encourage you to visit one of our dealers and personally enjoy the innovative designs, advanced features, and unrivaled quality that makes **Bitar Co.** the brand of choice for stylishly dressing your windows.



ZEBRA

NATURAL LIGHT

RAINBOW

SOLAR AZURE

SUN GUARDIAN

MIDNIGHT

DIAMOND

3D



NATURAL LIGHT



NATURAL-LIGHT-A-1



NATURAL-LIGHT-A-2




NATURAL-LIGHT-A-3



NATURAL-LIGHT-A-4



NATURAL-LIGHT-A-34



NATURAL-LIGHT-A-35



NATURAL-LIGHT-A-36

TECHNICAL DATA SHEET



OFFICE



SALON



DINING ROOM



BEDROOM



Transparency 3% while Closed, 45% while Open



Max. Width 280 cm



Non Fire Retardant



Composition 100% Polyester



Light Fastness ≥ 5



Wet Cloth / Soap



Weight 165 g/m²



Not Suitable for Humid Areas

RAINBOW




RAINBOW-A-12



RAINBOW-A-13



RAINBOW-A-14



RAINBOW-A-15



RAINBOW-A-27



RAINBOW-A-28



RAINBOW-A-29

TECHNICAL DATA SHEET



OFFICE



SALON



DINING ROOM



BEDROOM



Transparency 4% while Closed, 44% while Open



Max. Width 280 cm



Non Fire Retardant



Composition 100% Polyester



Light Fastness ≥ 5



Wet Cloth / Soap



Weight 155 g/m²



Not Suitable for Humid Areas






SOLAR AZURE



SOLAR-AZURE-A-6



SOLAR-AZURE-A-7



SOLAR-AZURE-A-8



SOLAR-AZURE-A-9



SOLAR-AZURE-A-32



SOLAR-AZURE-A-33

TECHNICAL DATA SHEET



OFFICE



SALON



DINING
ROOM



BEDROOM



Transparency 3% while
Closed, 45% while Open



Max. Width
280 cm



Non Fire Retardant



Composition
100% Polyester



Light Fastness
≥ 5



Wet Cloth / Soap



Weight
165 g/m²



Not Suitable
for Humid Areas

SUN GUARDIAN




SUN-GUARDIAN-A-55



SUN-GUARDIAN-A-56



SUN-GUARDIAN-A-57




SUN-GUARDIAN-A-63



SUN-GUARDIAN-A-64



SUN-GUARDIAN-A-65



SUN-GUARDIAN-A-66

TECHNICAL DATA SHEET



OFFICE



SALON



DINING ROOM



Transparency 5% while Closed, 57% while Open



Max. Width 280 cm



Non Fire Retardant



Composition Polyester 89% Lurex 11%



Light Fastness ≥ 4



Dry Cleaning



Weight 155 g/m²




Not Suitable for Humid Areas





MIDNIGHT



MIDNIGHT-A16



MIDNIGHT-A17



MIDNIGHT-A25



MIDNIGHT-A26




MIDNIGHT-A-B-20




MIDNIGHT-A-B-21



MIDNIGHT-A-B-22



MIDNIGHT-A-B-23



MIDNIGHT-A-B-24

TECHNICAL DATA SHEET



OFFICE



SALON



DINING ROOM



BEDROOM



Transparency 0% while Closed, 40% while Open



Composition 100% Polyester



Weight 210 g/m2



Max. Width 280 cm



Light Fastness ≥ 5



Not Suitable for Humid Areas



Non Fire Retardant



Wet Cloth / Soap

DIAMOND




DIAMOND-A-50




DIAMOND-A-51



DIAMOND-A-52



DIAMOND-A-53



DIAMOND-A-61



DIAMOND-A-62

TECHNICAL DATA SHEET



OFFICE



SALON



DINING ROOM



Transparency 8% while Closed, 57% while Open



Max. Width 280 cm



Non Fire Retardant



Composition Polyester 89% Lurex 11%



Light Fastness ≥ 4



Dry Cleaning



Weight 155 g/m²



Not Suitable for Humid Areas





3D



3D-S-601



3D-S-613



3D-S-801



3D-S-803



3D-S-804



3D-S-805



3D-S-809

TECHNICAL DATA SHEET



OFFICE



SALON



DINING ROOM



Transparency 2% while Closed, 57% while Open



Composition
100% Polyester



Weight
178 g/m2



Max. Width
280 cm



Light Fastness
≥ 5



Not Suitable
for Humid Areas



Non Fire Retardant



Wet Cloth / Soap

A modern living room with a large window overlooking a city. The room features a white sofa with dark cushions, a dark coffee table, and a dark wall with a mounted TV. The window has dark blinds, and the view outside shows a cityscape with trees and buildings.

WHERE WE LOVE IS HOME
home that our feet may leave,
but not our hearts.

OLIVER WENDELL HOLMES, SR



BLACK OUT

CORAL


OYSTER - SAND

PEARL


SEA GLASS - WAVE




CORAL




CORAL-BF-1



CORAL-BF-2




CORAL-BF-3



CORAL-BF-4




CORAL-BF-5



CORAL-BF-6



CORAL-BF-7



CORAL-BF-8

TECHNICAL DATA SHEET



Transparency 0%



Composition
Polyester 100%



Weight
420 g/m²



Width
280 cm



Thickness
0.56 mm



Max. Width x Drop



Light Fastness
≥ 3



Suitable
for Humid Areas




Fire Retardant
B1/din 4102 M1/nf
Pa701




Wet Cloth / Soap


SAND - OYSTER




OYSTER-93-1




OYSTER-93-2




OYSTER-93-3




OYSTER-93-5



OYSTER-93-11




SAND-S-01



SAND-S-03



SAND-S-05



SAND-S-07

TECHNICAL DATA SHEET



OFFICE



SALON



DINING ROOM



CLASSROOM



CONFERENCE ROOM



BEDROOM



Transparency 0%



Composition
Polyester 100%



Weight
350 g/m²



Width
240 cm



Thickness
0.51 mm



Max. Width x Drop



Light Fastness
≥ 3.5



Not Suitable
for Humid Areas



Non Fire Retardant




Dry Cleaning







PEARL




PEARL-37-3




PEARL-38-1




PEARL-38-2



PEARL-38-3



PEARL-38-5



PEARL-38-8

TECHNICAL DATA SHEET



OFFICE



SALON



DINING ROOM



CLASSROOM



CONFERENCE ROOM



BEDROOM



HOSPITAL



Transparency 0%



Composition
Polyester 100%



Weight
440 g/m²



Width
300 cm



Thickness
0.58 mm



Max. Width x Drop



Light Fastness
≥ 3



Suitable
for Humid Areas



Non Fire Retardant



Wet Cloth / Soap

SEA GLASS - WAVE



SEA-GLASS-DNR-84-01



SEA-GLASS-DNR-84-03



SEA-GLASS-DNR-84-04



WAVE-DNR-62-01



WAVE-DNR-62-03



WAVE-DNR-62-04



WAVE-DNR-62-05

TECHNICAL DATA SHEET



OFFICE



SALON



DINING ROOM



CLASSROOM



CONFERENCE ROOM



BEDROOM



Transparency 0%



Thickness
0.56 mm



Non Fire Retardant



Composition
Polyester 100%



Max. Width x Drop



Weight
346 g/m2



Light Fastness
≥ 4



Width
280 cm



Not Suitable
for Humid Areas






OPAQUE

DAHLIA


BEGONIA




DAHLIA



DAHLIA 1




DAHLIA 2




DAHLIA 4




DAHLIA 5




DAHLIA 6



DAHLIA 7



DAHLIA 8



DAHLIA 9

TECHNICAL DATA SHEET



OFFICE



SALON



DINING ROOM



BATHROOM



KITCHEN



Transparency 0%



Composition
Polyester 100%



Weight
180 g/m²



Width
240 cm



Thickness
0.58 mm



Max. Width x Drop



Light Fastness
≥ 3



Not Suitable
for Humid Areas




Non Fire Retardant




No Dry cleaning


BEGONIA




BEGONIA-61



BEGONIA-62




BEGONIA-64



BEGONIA-65




BEGONIA-66



BEGONIA-67



BEGONIA-68



BEGONIA-69

TECHNICAL DATA SHEET



OFFICE



SALON



DINING ROOM



LIVING ROOM



BATHROOM



KITCHEN



Transparency - None



Thickness
0.35 mm



Non Fire Retardant



Composition
Polyester 100%



Max. Width x Drop



Dry Cleaning



Weight
180 g/m2



Light Fastness
≥ 5



Width
200 cm



Not Suitable
for Humid Areas





SUNSCREEN

BAMBOO - BEAVER

GIRAFFE - LEOPARD

PALM

ZEBRA



BAMBOO - BEAVER



BAMBOO-20082-2



BAMBOO-20082-3



BAMBOO-20103-1



BAMBOO-20103-4



BAMBOO-20103-6



BAMBOO-20103-10



BEAVER-BN-01



BEAVER-BN-03



BEAVER-BN-05

TECHNICAL DATA SHEET



OFFICE



SALON



DINING ROOM



KITCHEN



Transparency -
Bamboo 1-17% Beaver 1%



Composition - Bamboo
Polyester 100%
Beaver 50%
Fiber Glass 20%
Polyester 30%



Weight
Bamboo 270 g/m²
Beaver 553 g/m²



Max. Width
280 cm



Thickness
P - 0.75mm / Bn - 0.110



Max. Width x Drop



Light Fastness
≥ 5



Not Suitable
for Humid Areas



Fire Retardant
B1/din 4102 M1/nf
Pa701



Dry Cleaning

GIRAFFE - LEOPARD



GIRAFFE-88-1



GIRAFFE-88-2




GIRAFFE-88-6



GIRAFFE-88-7



GIRAFFE-88-8



LEOPARD-LP-15



LEOPARD-LP-23



LEOPARD-LP-84



LEOPARD-LP-95

TECHNICAL DATA SHEET



OFFICE



SALON



DINING ROOM



KITCHEN



Transparency 15%



Thickness
0.42 mm



Fire Retardant
B1/din 4102 M1/nf
Pa701



Composition
48% Glass Fiber/ 52% Pvc



Max. Width x Drop



Wet Cloth / Soap



Weight
408 g/m2



Light Fastness
≥ 5



Width
280 cm



Not Suitable
for Humid Areas






PALM



PALM-73-1



PALM-73-2



PALM-73-3



PALM-73-4



PALM-73-10




PALM-74-1



PALM-74-2



PALM-74-3



PALM-74-4

TECHNICAL DATA SHEET



OFFICE



SALON



DINING ROOM



BATHROOM



KITCHEN



Transparency 5%



Composition
71% Polyester/ 29% Pvc



Weight
Palm 74 - 365 g/m2
Palm 73 - 380 g/m2



Width
300 cm



Thickness
74 Series 0.44 mm
73 Series 0.68 mm



Max. Width x Drop



Light Fastness
≥ 7



Not Suitable
for Humid Areas




Fire Retarded
Palm 74 - Nfpa701 Usa
Palm 73 - Class 1



Wet Cloth / Soap

ZEBRA - CROCODILE



CROCODILE-R-1




CROCODILE-R-3




CROCODILE-R-4




CROCODILE-R-5



CROCODILE-R-6



ZEBRA-F-1



ZEBRA-F-2

TECHNICAL DATA SHEET



OFFICE



SALON



DINING ROOM



BATHROOM



KITCHEN



Transparency $\geq 3\%$



Thickness
0.83 mm



Fire Retardant
B1/din 4102 M1/nf
Pa701



Composition
41% Fiber Glass / 59% Pvc



Max. Width x Drop



Wet Cloth / Soap



Weight
525 g/m²



Light Fastness
 ≥ 5



Width
300 cm




Not Suitable
for Humid Areas





SLIDING



TECHNICAL DATA SHEET

Sliding System is offered in 4 models. Japanese style operational in cord/motor/hand. Available in 3/4/5 panels. A motorized one panel system is available. All Sunscreen fabric, Opaque, Black out and natural could be used for most of the Sliding Systems.



Width
600 cm



Length
300 cm

VENETIAN

Recommended for areas with very limited mounting space, high resistance to humidity like kitchens and toilets. Openness is adjustable with tilting.

25 mm



Width
220 cm



Length
320 cm

Recommended for areas with tough environment, high resistance to humidity like schools and factories. Openness is adjustable with tilting.

50 mm



Width
350 cm



Length
300 cm





DOORS

RIGID STAMPED



WIDTH	EXPANSION PANEL	STANDARD PANELS
785 mm	-1 panels	
900 mm	-	
1015 mm	+1 panels	6 panels
1130 mm	+2 panels	
1245 mm	+3 panels	

Double runners on top of lead edge panel
New design S type handle and magnetic latch
Twin wheel runner
11,5 cm wide add-on-panel
Full assembled, supplied with complete fixing kit
Clear installation instructions included

GLASS STAMPED



WIDTH	EXPANSION PANEL	STANDARD PANELS
712 mm	-2 panels	
860 mm	-1 panels	
1008 mm	-	5 panels
1156 mm	+2 panels	
1304 mm	+2 panels	

Full panel thickness 8 mm
Provided with door stopper
New design metal less handle
Silent sliding runner
Each panel is separately suspended
126 mm wide add-on-panel available
Supplied with complete fixing kit
Clear installation instructions included
New method of panel connection
Durable Co-extrusion Soft hinge

COLOR



PLAIN




WIDTH	EXPANSION PANEL	STANDARD PANELS
785 mm	-1 panels	
900 mm	-	
1015 mm	+1 panels	6 panels
1130 mm	+2 panels	
1245 mm	+3 panels	

Double runners on top of lead edge panel
 New design S type handle and magnetic latch
 Twin wheel runner
 11,5 cm wide add-on-panel
 Full assembled, supplied with complete fixing kit
 Clear installation instructions included

ACCESSORIES



COLOR





SKYLIGHT

GARDEN



TECHNICAL DATA SHEET

Garden Sky light System is operational with motors only. One system is available with side guides for indoor and outdoor usage.




Width
450 cm



Length
600 cm

SKYLIGHT

VERANDA



TECHNICAL DATA SHEET

Veranda Sky Light systems are operational with motors only. Two systems are available:

- Outdoor System with no side guides
- Indoor System with side guides




Width
450 cm



Length
600 cm



ACCESSORIES



ALUMINUM HEAD RAILS

Galvanized head rails available in multiple dimensions 28Ø, 38Ø, 40Ø, 47Ø, 50Ø and 70Ø



ZEBRA BLIND BOX

Available in five colors: white, ivory, grey, dark brown and black.



WIRELESS WIND / SUN SENSOR

Wind and sun sensor and multiple channel remote controls with timers may be complemented for more durability and comfort



ZEBRA TWIN BOTTOM RAILS

Available in five colors: white, ivory, grey, dark brown and black



HEAVY WEIGHT BOTTOM RAIL

All bottom rails are available in 5 colors: white, ivory, grey, dark brown and black



INTERMEDIATE BRACKET

Reduces distance between two separate roller blinds to 0.9 cm



BITAR MOTORS

Available in multiple speeds, specs and Newton power



ROLLER MECHANISM 28Ø WITH 4.5ØBALL CHAIN

Maximum load 4KG or 7m2 life testing more than 10,000 runs.



SOMFY MOTORS

Available in multiple speeds, specs and newton power



ROLLER MECHANISM 38 Ø WITH 4.5 Ø BALL CHAIN

Maximum load 8KG or 14m2 life testing more than 10,000 runs



DOUBLE ROLLER SYSTEM

Mar Mitre Street, Ashrafieh Beirut, Lebanon
01 322 296 - 01 202 316 | www.bitarcompany.com

